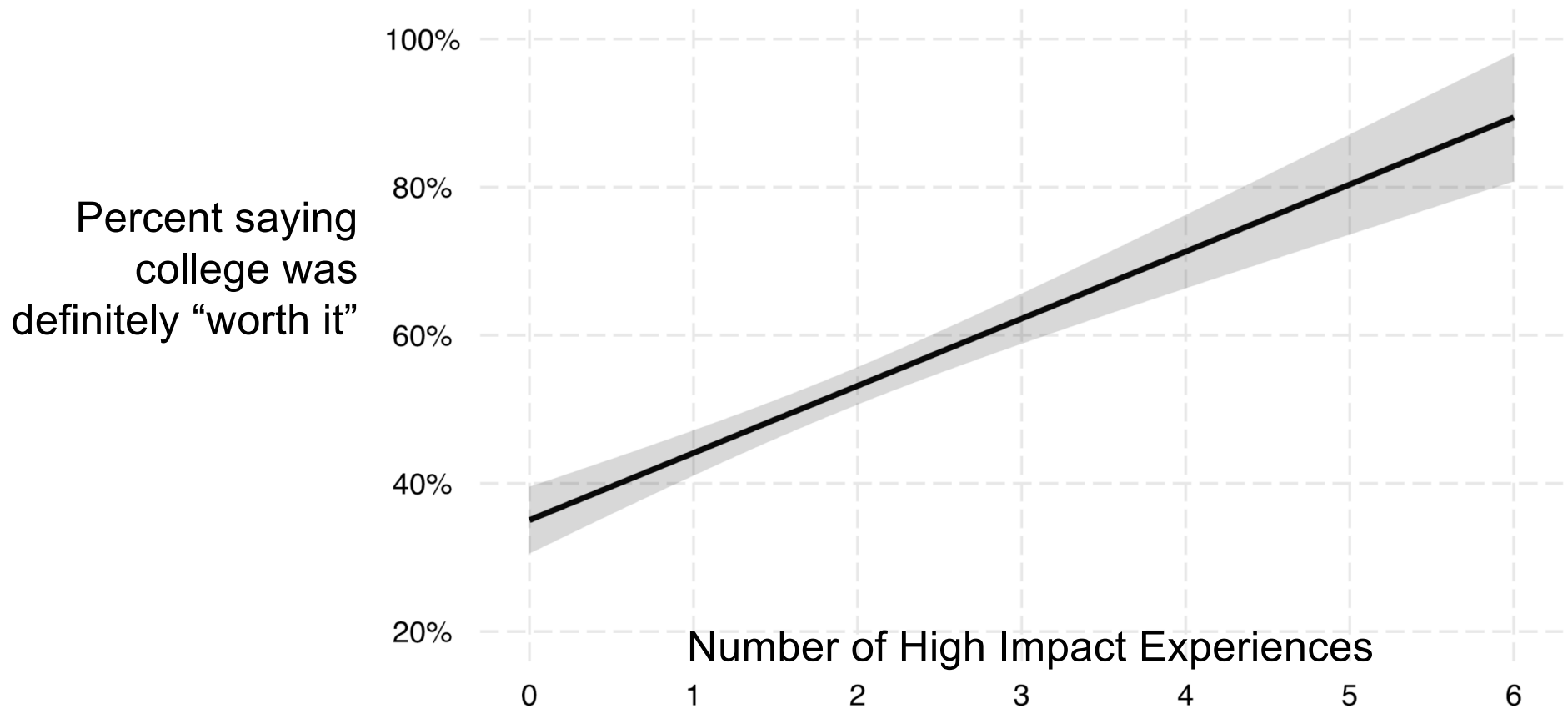


High-Impact Undergraduate Experiences and How They Matter to College Graduates

Jessie L. Moore & Peter Felten, Center for Engaged Learning
Kaye Usry & Jason Husser, Elon Poll



2019 Poll by Center for Engaged Learning / Elon Poll
Presentation for AAC&U 2020
January 23, 2020 | Washington, D.C.



ELON
UNIVERSITY

CENTER FOR
Engaged
Learning

2019 Poll by Center for Engaged Learning / Elon Poll
Presentation for AAC&U 2020
January 23, 2020 | Washington, D.C.



CenterForEngagedLearning.org

Center for Engaged Learning Signature Programs

- Research Seminars
- Book Series
 - Book Series w/ Stylus Publishing
 - Open Access Book Series
- Think Tanks
- Student Seminars



2019 Poll by Center for Engaged Learning / Elon Poll
Presentation for AAC&U 2020
January 23, 2020 | Washington, D.C.

- Elon University students contributed to question development via CEL Student Seminar
- Additional sources or inspirations for questions:
 - Elon University Center for Writing Excellence Elon Alumni survey
 - CEL Writing Beyond the University research seminar participants
 - LEAP Essential Learning Outcomes
 - National Association of Colleges and Employers Competencies
 - Careers after Higher Education: A European Research Survey
 - Research into Employment and Professional Flexibility



2019 Poll by Center for Engaged Learning / Elon Poll
Presentation for AAC&U 2020
January 23, 2020 | Washington, D.C.

- Administered via online survey platform, June 7-12, 2019
- Sample designed to be representative of 18-34 year old college graduates across the United States (graduates of both two-year and four-year programs)
- 1,575 respondents (+/- 2.5%)

		Population	Unweighted Value	Weighted Value
Age	18-24	20%	20.1%	20%
	25-34	80%	79.9%	80%
Gender	Male	44%	36.4%	44%
	Female	56%	63.6%	56%
Race	White (non-hispanic)	67%	66.1%	67%
	Black (non-hispanic)	11%	12.6%	11%
	Other (non-hispanic)	10%	8.7%	10%
	Hispanic	12%	12.7%	12%
Census Region	Northeast	21%	20.5%	21%
	Midwest	21%	22.6%	21%
	South	34%	37.2%	34%
	West	24%	19.7%	24%
Highest Degree Earned	2-year	23%	21.8%	23%
	4-year	57%	56.9%	57%
	Graduate	20%	21.2%	20%

Topline Results

Common College Experiences
First-Gen Experiences
Skills/Competencies Used Now
Writing Competencies
Implications & Take-aways



2019 Poll by Center for Engaged Learning / Elon Poll
Presentation for AAC&U 2020
January 23, 2020 | Washington, D.C.

During your college/university experience, to what extent did you encounter...?

	Never	Once	Multiple Times
Feedback from faculty/staff/peers?	%	%	%
Opportunities for integration and application?	%	%	%
Meaningful relationships with faculty/staff/peers?	%	%	%

During your college/university experience, to what extent did you encounter the following?

	Never	Once	Multiple Times
Feedback from faculty/staff on a submitted, final project	7.1% (111)	21.1% (332)	71.8% (1127)
Feedback from faculty/staff to guide your work before you submitted a final version	9.9% (155)	24.0% (376)	66.1% (1037)
Feedback from peers to guide your work before you submitted a final version	14.0% (220)	28.0% (440)	58% (909)



2019 Poll by Center for Engaged Learning / Elon Poll
Presentation for AAC&U 2020
January 23, 2020 | Washington, D.C.

During your college/university experience, to what extent did you encounter the following?

	Never	Once	Multiple Times
Faculty who asked you to draw on prior experiences when you learned new things	14.5 % (227)	26.6 % (418)	58.9% (926)
Practice with real-world applications of what you were learning	12.2% (191)	26.6% (417)	61.3% (962)

During your college/university experience, to what extent did you encounter the following?

	Never	Once	Multiple Times
Opportunities to reflect on how the different parts of your college experience fit together	17.2% (270)	27.6% (433)	55.2% (867)
Opportunities to reflect on how what you were learning would apply to your future	10.8% (170)	23.2% (365)	65.9% (1035)



2019 Poll by Center for Engaged Learning / Elon Poll
Presentation for AAC&U 2020
January 23, 2020 | Washington, D.C.

During your college/university experience, to what extent did you encounter the following?

	Never	Once	Multiple Times
Meaningful relationships with faculty or staff	17.3% (271)	30.7% (482)	52.0% (816)
Meaningful relationships with other students	11.5% (181)	21.8% (342)	66.6% (1046)

High Impact Experiences - Did you take part in...

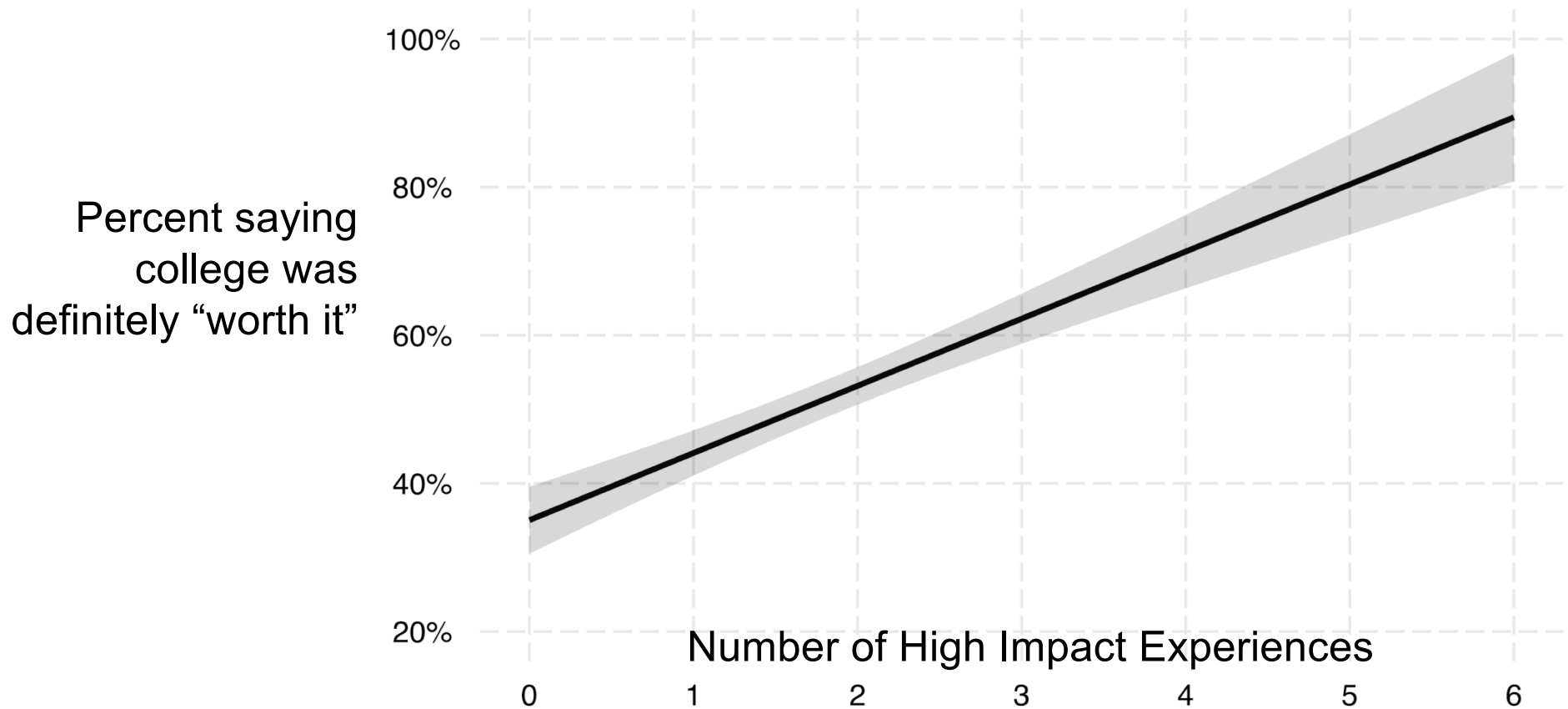
An internship or work placement	51.7%
Service-learning or community-engaged learning course	35.4%
Capstone project or experience	31.7%
Independent undergraduate research project	31.6%*
Study abroad experience	19.3%
ePortfolio	17.5%



2019 Poll by Center for Engaged Learning / Elon Poll
Presentation for AAC&U 2020
January 23, 2020 | Washington, D.C.

Considering both the costs and benefits of your college experience, would you say attending college was “worth it” for you personally?

Definitely yes	Probably yes	Probably not	Definitely not
50.7% (798)	33.3% (525)	11.2% (176)	4.9% (77)



ELON
UNIVERSITY

CENTER FOR
Engaged
Learning

2019 Poll by Center for Engaged Learning / Elon Poll
Presentation for AAC&U 2020
January 23, 2020 | Washington, D.C.

Topline Results

Common College Experiences

Sample Crosstabs

First-Gen Experiences
Skills/Competencies Used Now
Writing Competencies
Implications & Take-aways



2019 Poll by Center for Engaged Learning / Elon Poll
Presentation for AAC&U 2020
January 23, 2020 | Washington, D.C.

During your college experience, to what extent did you encounter... Meaningful relationships with faculty or staff?

	Overall	Classes Mostly Online	Classes Mostly On Campus
Never	17%	27%	16%
Once	31%	28%	31%
Multiple Times	52%	45%	53%

During your college experience, to what extent did you encounter... Meaningful relationships with faculty or staff?

	Overall	Students lived on campus	Student commuted
Never	17%	15%	21%
Once	31%	31%	30%
Multiple Times	52%	54%	48%

During your college experience, to what extent did you encounter... Meaningful relationships with other students?

	Overall	Classes Mostly Online	Classes Mostly On Campus
Never	12%	24%	10%
Once	22%	28%	21%
Multiple Times	67%	49%	70%

During your college experience, to what extent did you encounter... Meaningful relationships with other students?

	Overall	Students lived on campus	Student commuted
Never	12%	8%	17%
Once	22%	21%	24%
Multiple Times	67%	71%	59%

Topline Results
Common College Experiences

First-Generation College Graduates' Perceptions of their College Experiences

Skills/Competencies Used Now
Writing Competencies
Implications & Take-aways



2019 Poll by Center for Engaged Learning / Elon Poll
Presentation for AAC&U 2020
January 23, 2020 | Washington, D.C.

Overall, how would you rate your college experience?

	Overall	First Generation	Not First Gen
Very rewarding	52%	47%	54%
Somewhat rewarding	36%	37%	35%
Slightly rewarding	10%	13%	8%
Not at all rewarding	3%	4%	2%

Considering both the costs and benefits of your college experience, would you say attending college was “worth it” for you personally?

	Overall	First Generation	Not First Gen
Definitely yes	51%	44%	54%
Probably yes	33%	33%	34%
Probably not	11%	15%	9%
Definitely not	5%	8%	3%

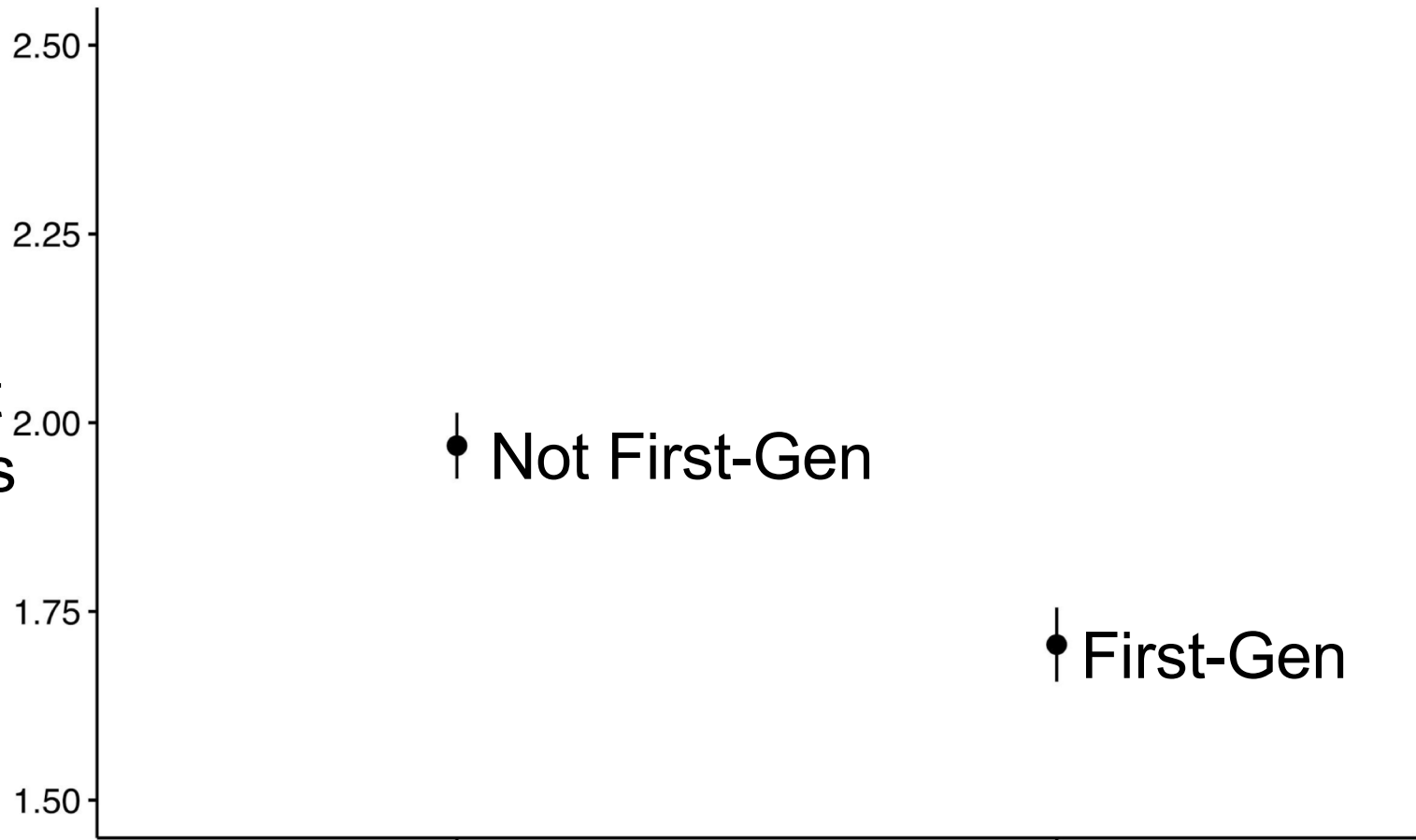
High Impact Experiences - Did you take part in...

	Overall	First Gen
An internship or work placement	52%	49%
Service-learning or community-engaged learning course	35%	33%
Capstone project or experience	32%	29%
Independent undergraduate research project	32%	27%
Study abroad experience	19%	16%
ePortfolio	18%	18%



2019 Poll by Center for Engaged Learning / Elon Poll
 Presentation for AAC&U 2020
 January 23, 2020 | Washington, D.C.

Average
number of
high-impact
experiences



ELON
UNIVERSITY

CENTER FOR
Engaged
Learning

2019 Poll by Center for Engaged Learning / Elon Poll
Presentation for AAC&U 2020
January 23, 2020 | Washington, D.C.

During your college experience, to what extent did you encounter... Meaningful relationships with faculty or staff?

	Overall	First Gen	Not First Gen
Never	17%	19%	16%
Once	31%	31%	30%
Multiple Times	52%	50%	53%

During your college experience, to what extent did you encounter... Meaningful relationships with other students?

	Overall	First Gen	Not First Gen
Never	12%	14%	10%
Once	22%	21%	23%
Multiple Times	67%	65%	67%

During your college experience, to what extent did you encounter... Opportunities to reflect on how different parts of your college experience fit together?

	Overall	First Gen	Not First Gen
Never	17%	22%	14%
Once	28%	27%	28%
Multiple Times	55%	51%	57%

Topline Results
Common College Experiences
First-Gen Experiences

Skills/Competencies Used Now Were they developed in college?

Writing Competencies
Implications & Take-aways



2019 Poll by Center for Engaged Learning / Elon Poll
Presentation for AAC&U 2020
January 23, 2020 | Washington, D.C.

	Please indicate whether this skill is important to your day-to-day life.			Did you develop this skill while in college?	
	Very important	Somewhat important	Not particularly important	Developed in college	Not developed in college
Managing time	78.9%	4.5%	16.7%	75.9%	24.1%
Meeting deadlines	73.1%	5.6%	21.3%	78.2%	21.8%
Applying your existing skills to a new problem	70.0%	4.3%	25.7%	76.7%	20.4%



2019 Poll by Center for Engaged Learning / Elon Poll
Presentation for AAC&U 2020
January 23, 2020 | Washington, D.C.

	Please indicate whether this skill is important to your day-to-day life.				Did you develop this skill while in college?	
	Very important	Somewhat important	Not particularly important		Developed in college	Not developed in college
Researching and understanding the answers to complex questions	59.7%	7.4%	32.9%		83.0%	17.0%
Using and/or interpreting data	58.2%	7.7%	34.1%		79.6%	20.4%
Writing effectively	63.6%	6.4%	29.9%		81.8%	18.2%

Topline Results
Common College Experiences
First-Gen Experiences
Skills/Competencies Used Now

Writing Competencies

Implications & Take-aways



2019 Poll by Center for Engaged Learning / Elon Poll
Presentation for AAC&U 2020
January 23, 2020 | Washington, D.C.

Writing After College: How often do you do this kind of writing? (Weekly)

- Emails - 70.4%
- Client correspondence - 35.5%
- Reports - 31.8%
- Social media - 30.9%
- Memos - 29.7%
- Instructions (e.g. user guides) - 25.0%
- Project management documents - 24.7%
- Teaching materials - 24.6%
- Web content - 24.4%
- Summaries/abstracts - 22.9%
- Presentations - 20.6%



2019 Poll by Center for Engaged Learning / Elon Poll
Presentation for AAC&U 2020
January 23, 2020 | Washington, D.C.

Biggest Writing Challenge Encountered Since Graduating

- Writing a type of document I had not encountered before - 19.6%
- Adapting to my readers' expectations and needs - 16.0%
- Writing in a concise and direct manner - 12.8%
- **Getting useful feedback on my writing from others - 11.2%**
- Organizing my writing effectively - 10.7%
- Producing documents quickly - 10.4%
- Revising my work - 10.4%
- Writing with technologies I'm not familiar with - 8.9%



2019 Poll by Center for Engaged Learning / Elon Poll
Presentation for AAC&U 2020
January 23, 2020 | Washington, D.C.

During your college experience, to what extent did you encounter... Feedback from peers to guide your work before you submitted a final version?

	Overall	Classes Mostly Online	Classes Mostly On Campus
Never	14%	20%	13%
Once	28%	34%	27%
Multiple Times	58%	46%	60%

During your college experience, to what extent did you encounter... Feedback from peers to guide your work before you submitted a final version?

	Overall	Identified getting useful feedback from others as biggest writing challenge
Never	14%	18%
Once	28%	27%
Multiple Times	58%	55%

During your college experience, to what extent did you encounter... Feedback from faculty/staff on a submitted, final project?

	Overall	Classes Mostly Online	Classes Mostly On Campus
Never	7%	9%	7%
Once	21%	35%	19%
Multiple Times	72%	56%	74%

During your college experience, to what extent did you encounter... Feedback from faculty/staff on a submitted, final project?

	Overall	Identified getting useful feedback from others as biggest writing challenge
Never	7%	10%
Once	21%	24%
Multiple Times	72%	67%

- 35% of the college graduates who reported never receiving formative feedback from faculty/staff also reported never receiving feedback from peers on work-in-progress
- 29% of college graduates who reported never receiving formative feedback from faculty/staff also reported receiving feedback from peers only once
- 41% of college graduates who reported receiving formative feedback from faculty/staff only once also reported receiving feedback from peers only once

Writing at and beyond college

38.5% only somewhat agree (or lower) that college prepared them for work-related writing

How strongly do you agree or disagree with the following statement:

“My college prepared me well for the work-related writing I have done since graduating.”

<i>Strongly Agree</i>	<i>Agree</i>	<i>Somewhat agree</i>	<i>Neither</i>	<i>Somewhat disagree</i>	<i>Disagree</i>	<i>Strongly disagree</i>
31.7% (499)	29.7% (467)	21.5% (337)	7.7% (122)	4.5% (71)	2.3% (37)	2.5% (40)



What are the take-aways you can share with your campus colleagues on Monday morning?

Implications & Take-aways



ELON
UNIVERSITY

CENTER FOR
Engaged
Learning

2019 Poll by Center for Engaged Learning / Elon Poll
Presentation for AAC&U 2020
January 23, 2020 | Washington, D.C.

Jessie L. Moore & Peter Felten
Center for Engaged Learning
www.CenterForEngagedLearning.org

Kaye Usry & Jason Husser
Elon Poll



2019 Poll by Center for Engaged Learning / Elon Poll
Presentation for AAC&U 2020
January 23, 2020 | Washington, D.C.

		Population	Unweighted Value	Weighted Value
Age	18-24	20%	20.1%	20%
	25-34	80%	79.9%	80%
Gender	Male	44%	36.4%	44%
	Female	56%	63.6%	56%
Race	White (non-hispanic)	67%	66.1%	67%
	Black (non-hispanic)	11%	12.6%	11%
	Other (non-hispanic)	10%	8.7%	10%
	Hispanic	12%	12.7%	12%
Census Region	Northeast	21%	20.5%	21%
	Midwest	21%	22.6%	21%
	South	34%	37.2%	34%
	West	24%	19.7%	24%
Highest Degree Earned	2-year	23%	21.8%	23%
	4-year	57%	56.9%	57%
	Graduate	20%	21.2%	20%