



**ELON**  
UNIVERSITY

CENTER FOR  
**Engaged**  
Learning

The Conference on Engaged Learning poster session (Sunday, July 11, 7:30-8:30 PM EDT) will co-occur in Gather and in the Great Hall in the Global Commons Building on Elon's campus. The link is embedded in the final conference program, distributed on Friday, July 9.




All posters are posted in Gather, and in many cases, co-presenters have split presentation duties, with one (or more) presenter online and one (or more) presenter in person. If a poster only has one author, that presenter might not be in both modes.

### How to Use Gather

You can use the regular web browser on your computer to access the poster sessions. No installation of anything extra is needed. However, you do need to use a laptop or desktop with a keyboard. Mobile devices will not work.

When you first access Gather, you will have an opportunity to customize your avatar and enter your name. Gather then will walk you through a preview of features for navigating Gather sites. Exit/skip the preview to join the poster session.

The key features that you are likely to use are listed below.

- **Move around in the poster room:** Use the arrow keys on your keyboard to move up, down, left, and right.
- **Interact with a poster:** Move closer to a poster. When the preview image shows up in the bottom of your screen, **press X** to view poster. You can only see the poster when you are either in the area immediately surrounding the poster.
- **Zoom in/out a poster:** Once a poster is brought up on the screen, click the magnifying glass icon on the right side of the poster to Zoom in/out. 
- **Interact with other attendees about your poster:** You can hear and talk to the other attendees via video chat when they enter the private space surrounding the poster on the light gray carpet. If they are not close enough to the poster, they may not be able to see the poster. But you can still hear and talk to them in the same private space.
- **Mute/unmute yourself:** Click the mic icon on your video window in the bottom right of your screen. 
- **Turn on/off your video:** Click the camera icon on your video window in the bottom right of your screen 

Please mute when you are not asking a question/talking with a presenter so that you do not interrupt other conversations when you enter each poster space. Thank you. Enjoy the session!